

Super Seeker COMPOSITE GRAPHITE "S" GLASS SALT WATER ROD BLANKS

composed of 120 Carbon fiber and "Super Glass" with our new EH04 Epoxy Resin System. By using Carbon Fiber transitioning into a Super Glass tip we have constructed the most powerful and fastest recoil blanks SEEKER has ever manufactured.



No.	Length	Line	Action	Tip	Butt
LIVE BAIT					
SS-CLBF704	7'	10-15	FAST	6.5	0.820
SS-CLBF706	7'	12-20	FAST	7	0.845
SS-CLBF708	7'	15-25	FAST	8	0.860
SS-CLB804	8'	12-20	MED	6.5	0.805
SS-CLB806	8'	15-25	MED	7	0.850
SS-CLB806H	8'	20-30	MED	8	0.890
SS-CLB90F	9'	15-25	FAST	7	0.900
SS-CJB60XF	6'	15-25	X-FAST	7	0.750
SS-CJB65F	6'6"	15-30	FAST	7	0.790
SS-CJB70F	7'	20-30	FAST	7.0	0.825
SS-CJB80F	8'	15-40	FAST	8	0.880
SS-CJB90F	9'	20-30	FAST	8	0.955
JIG AND BAIT					
SS-CJB65	6'6"	25-40	MED	9	0.825
SS-CJB60	6'	25-40	FAST	9	0.985
SS-CJB60H	6'6"	40-60	FAST	12	1.010
SS-CJB65	6'6"	25-40	FAST	9	1.035
SS-CJB65H	6'6"	30-50	FAST	11	1.050
SS-CJB65XH	6'6"	30-80	FAST	12	1.070
SS-CJB70M	7'	25-40	FAST	8	0.985
SS-CJB70	7'	30-50	FAST	9	1.070
SS-CJB70H	7'	40-60	FAST	12	1.115
SS-CJB70XH	7'	50-80	FAST	12	1.125
SS-CJB80	8'	20-40	FAST	9	1.020
SS-CJB80H	8'	30-50	FAST	10	1.170
SS-CJB85	8'6"	20-40	MED	11	1.020
SS-CJB90	9'	20-40	FAST	8	1.070
SS-CJB90M	9'	25-50	FAST	9	1.150
SS-CJB100*	10'	20-50	FAST	9	1.180
TUNA STICK					
SS-CTS55XH	5'6"	40-60	MED	12	0.850
SS-CTS60H	6'	30-60	MED	10	0.830
SS-CTSF50XXH	5'	60-100	FAST	14	0.920
SS-CTSF55XXH	5'6"	60-100	FAST	14	0.930
SS-CTSF55XXXH	5'6"	80-130	FAST	16	0.910
SS-CTS60XH	6'	50-80	FAST	12	0.925
SS-CTSF63XXH	6'3"	60-100	FAST	14	0.990
SS-CTSF63XXXH	6'3"	80-130	FAST	16	1.010
SS-CTSF63XXXXH	6'3"	80-150	FAST	16	1.020
SS2X4	7'	60-130	FAST	14	1.020
JIG STICKS					
SS-ULUA93H	9'3"	30-60	MED	14	1.385
SS-C-ULUA93H	10'	25-60	MED	9	1.354
SS-C-BABYULUA	10'	20-40	MED	8	1.320

*Available in Green

All Seeker rods are available.



DEFINITION OF MODULUS

Modulus is a measurement of the stiffness of the fibers when describing graphite. The higher the modulus number, the stiffer and more sensitive the rod. A modulus of 10-15 million is typical, 33-42 million indicates a medium range and is sometimes referred to as IM6. Very sensitive rods can go as high as 50+ million.

COMPOSITE GRAPHITE/"E" SALTWATER ROD BLANKS

A composite of E-Glass fiberglass and uni-directional 30 million modulus graphite make these the newest and lightest saltwater blanks available. SEEKER™ has done extensive research on mandrel and pattern design to offer the ultimate in a composite blank.

SEEKER'S™ resin system, E-glass and graphite are combined so that there are alternation layers in both materials in the butt section on the blank. SEEKER'S™ unique use of E-Glass provides unequalled durability and strength throughout the length of the blank while the unidirectional graphite adds stiffness for hook setting and fish fighting power at a 30% to 40% weight savings in the blank!

Available in a honey gold color that transitions to natural graphite charcoal color in the butt. Also available in jet black E-Glass that transitions to natural graphite charcoal color in the butt.

All blanks are one piece unless otherwise noted.

BLACK STEEL GRAPHITE

Color: Black with Charcoal Butt

NO.	LGTH.	LINE	ACTION	TIP	BUTT
LIVE BAIT					
CLB602	6'2"	8-12	FAST	6	0.620
CLB604	6'	8-12	FAST	6½	0.640
CLB606	6'	12-20	FAST	7	0.680
CLB702	7'	8-15	FAST	6	0.700
CLB704	7'	10-25	FAST	6½	0.735
CLB706	7'	12-30	FAST	7	0.765
CLB708	7'	15-40	FAST	8	0.780
CLB804	8'	10-25	FAST	6½	0.770
CLB806	8'	12-30	FAST	7	0.775
CLB806H	8'	15-40	FAST	8	0.780
FAST TAPER LIVE BAIT					
CLBF704	7'	10-15	FAST	6	0.800
CLBF706	7'	12-20	FAST	6½	0.835
CLBF708	7'	15-25	FAST	7	0.860
JIG STYLE					
CJB60XF	6'	15-40	FAST	6½	0.940
CJB60	6'	20-40	FAST	9	0.740
CJB65F	6'6"	15-40	FAST	7	0.925
CJB65	6'6"	20-40	FAST	9	0.775
CJB65H	6'6"	30-80	FAST	10	0.855
CJB70F	7'	20-40	FAST	7	0.975
CJB70	7'	20-50	FAST	9	0.790
CJB70H	7'	30-80	FAST	10	0.875
CJB80F	8'	20-30	FAST	7	1.000
CJB90F	9'	20-30	-	7	1.200
CJB80H	8'	30-80	FAST	10	0.920
FAST TAPER JIG & BAIT					
CJBF60	6'	20-40	FAST	8	0.740
CJBF60H	6'	40-60	FAST	8	1.000
CJBF65	6'6"	20-40	FAST	8	1.015
CJBF65XH	6'6"	30-80	FAST	12	1.050
CJBF65H	6'6"	30-50	FAST	11	1.050
CJBF70	7'	30-50	FAST	9	1.080
CJBF70M	7'	30-40	FAST	-	-
CJBF70H	7'	40-60	FAST	11	1.100
CJBF70XH	7'	50-80	FAST	12	1.125
CJBF80	8'	20-40	FAST	9	1.145
CJBF80H	8'	30-50	FAST	9	1.160
CJBF80XH	8'	40-60	FAST	10	1.21
CJBF90M	9'	25-60	FAST	9	1.125
TUNA					
CTS55H	5'6"	30-80	FAST	10	0.830
CTS55XH	5'6"	40-60	FAST	12	0.825
CTS60H	6'	30-60	FAST	10	0.830
CTS60XH	6'	40-100	FAST	12	0.855



Save
with
our
terms
discounts!



Made in
The USA

NO.	LNTH.	LINE	LURE	TIP	BUTT
FAST TAPER					
CTSF50XXH	5'	60-100	FAST	14	0.900
CTSF55XH	5'6"	50-80	FAST	12	0.875
CTSF55XXH	5'6"	60-100	FAST	14	0.930
CTSF55XXXH	5'6"	80-130	FAST	16	0.950
CTSF60XH	6'	50-80	FAST	12	1.060
CTSF60XXH	6'	60-130	FAST	14	1.060
CTSF60XXXH	6'	80-130	FAST	16	0.945
CTSF63XXH	6'3"	60-100	FAST	14	1.100
CTSF63XXXH	6'3"	80-130	FAST	14	1.000
CTSF63XXXH	6'3"	80-150	FAST	16	1.100
MEDIUM ACTION / LIVE BAIT & JIG					
CSB807	8'	20-30	-	9	0.785
CSB907	9'	20-30	-	9	0.860
CSB909	9'	25-50	-	10	0.940
CSJ90	9'	20-30	-	8	0.940
CSJ100	10'	20-40	-	8	0.970
BASS CASTING - SPINNING & POPPING					
CBS705	7'	8-15	$\frac{3}{8}$ - $\frac{3}{4}$	5	0.575
CBS706	7'	8-20	$\frac{1}{2}$ - 1	5½	0.580
CBS707	7'	10-25	$\frac{3}{8}$ - 1½	5½	0.585
BLUE LIGHTNING INSHORE					
CBW598	5'9"	15-25	$\frac{3}{4}$ - 1½	7	0.790
CBW658	6'6"	15-25	$\frac{1}{2}$ - 2	7	0.800
CSW705	7'	8-15	$\frac{3}{8}$ - $\frac{3}{4}$	6	0.640
CSW706	7'	10-17	$\frac{1}{2}$ - 1	6½	0.665
CSW708	7'	12-20	$\frac{3}{4}$ - 1½	7	0.680
CBW709	7'	20-30	1-3	8	0.800
CBW809	8'	20-30	-	8	0.875
CSW857	8'6"	10-17	-	7	0.800
CSW858	8'6"	12-20	$\frac{3}{4}$ - 2½	7	0.820
CSW908	9'	12-20	$\frac{3}{4}$ - 2½	7	0.850
CSW808	8'	15-25	$\frac{1}{2}$ - 3	8	0.860
CSW1008	10'	15-25	$\frac{1}{2}$ - 3	8	0.900



PREMIUM QUALITY "E" GLASS/BORON SALTWATER ROD BLANKS

The hottest new blanks from Southern California - developed by a group of experts. Manufactured in a modern facility utilizing specialty built equipment, tools and materials. Stocked blanks are Black. All are available in Gold as a special order.



PREMIUM QUALITY SALTWATER ROD BLANKS

Color: All blanks are black and one-piece, unless otherwise noted.

NO.	LNTH.	LINE	LURE	TIP	BUTT
FAST ACTION LIVE BAIT					
LB701	7'	8-15	-	6	0.785
LB702	7'	8-20	-	6	0.830
LB704	7'	10-25	-	6½	0.900
LB706	7'	12-30	-	7	0.930
LB708	7'	15-40	-	8	0.955
LB804	8'	10-25	-	6½	0.965
LB806H	8'	15-40	-	8	0.995
LB806	8'	12-30	-	7	0.980
JIG & HEAVY BAIT					
JB60	6'	20-50	-	9	0.870
JB65	6'6"	20-50	-	9	0.950
JB65H	6'6"	30-80	-	10	0.990
JB65XH	6'6"	40-100	-	11	0.995
JB70L	7'	20-40	-	9	0.920
JB70	7'	20-50	-	9	0.975
JB70H	7'	30-80	-	10	1.015
JB80	8'	20-50	-	9	0.930
JB80H	8'	30-80	-	10	1.080
JB80XH	8'	40-100	-	12	1.045



NO.	LGTH.	LINE	LURE	TIP	BUTT
LONG RANGE STAND UP TUNA					
TS55	5'6"	20-50	-	9	0.885
TS55H	5'6"	30-80	-	10	0.900
TS55XH	5'6"	40-100	-	12	0.930
TS55XXH	5'6"	50-130	-	14	0.950
TS59XXXH	5'9"	60-150	-	16	1.050
TS60H	6'	30-80	-	10	0.895
TS60XH	6'	40-100	-	12	0.970
TS63XXH	6'	50-130	-	14	1.000
FAST TAPER STAND UP TUNA - Specify (B) Black or (W) White					
TSF55XL-B	5'6"	15-30	-	9	0.800
TSF55-B	5'6"	20-50	-	9	0.990
TSF55-W	5'6"	20-50	-	9	0.990
TSF55H-B	5'6"	30-80	-	10	0.975
TSF55H-W	5'6"	30-80	-	10	0.975
TSF55XH-B	5'6"	40-100	-	12	1.030
TSF55XH-W	5'6"	40-100	-	12	1.030
TSF55XXH-B	5'6"	50-130	-	14	0.995
TSF55XXH-W	5'6"	50-130	-	14	0.995
TSF60H-B	6'	30-80	-	10	0.990
TSF60H-W	6'	30-80	-	10	0.990
TSF60XH-B	6'	40-100	-	12	1.090
TSF60XH-W	6'	40-100	-	12	1.090
TSF60XXH-B	6'	50-130	-	14	1.055
TSF60XXH-W	6'	50-130	-	14	1.055
JIG/BAIT & SURF					
SJ85	8'6"	20-30	-	8	1.160
SJ90	9'	20-30	-	8	1.200
SJ100	10'	20-40	-	8	1.355
SJ100H	10'	20-60	-	8	1.375
SJ100XH	10'	20-80	-	10	1.410
SJULUAEXT	*+5"				
TWO-PIECE SURF					
SU80	8'	12-20	1-3	6½	0.900
SU90	9'	12-20	1-4	6½	0.960
SU100L	10'	12-20	2-4	7	1.055
SU105H	10'6"	20-40	4-8	14	1.205
SU120	12'	15-30	3-6	7	1.270
SU150	15'	15-40	4-8	7	1.580
EAST & GULF COAST PLUG & SPINNING - Specify (B) Black or (W) White					
PS72-B	7'2"	10-20	-	7	0.700
PS72-W	7'2"	10-20	-	7	0.700
PS78-B	7'8"	12-30	-	7	0.780
PS78-W	7'8"	12-30	-	7	0.780
PS80-B	8'	15-25	-	6	0.815
PS80-W	8'	15-25	-	6	0.815
PS85-B	8'6"	20-40	-	8	0.985
PS85-W	8'6"	20-40	-	8	0.985
ROCK COD & GAFF					
4GAFF	4'	-	-	30(¼ I.D.)	0.765
6GAFF	6'	-	-	30(¼ I.D.)	0.930
8GAFF	8'	-	-	30(¼ I.D.)	1.050
ONE-PIECE BAIT & TROLLING - Specify (B) Black or (W) White					
BT20-B	7'	18-25	-	10	0.850
BT20-W	7'	18-25	-	10	0.850
BT30-B	7'	25-40	-	14	0.905
BT30-W	7'	25-40	-	14	0.905
BT50-B	7'	40-60	-	16	0.995
BT50-W	7'	40-60	-	16	0.995
MARLIN LIVE BAIT					
MLB16	7'	16	-	9	0.820
MLB20	7'	20	-	9	0.890
MLB30	7'	30	-	9	0.905
MLB50	7'	50	-	9	0.930
MLB30H	7'3"	30	-	10	0.900





IGFA TROLLING ROD BLANKS

Available in black or white paint finish, a heavy duty trolling rod blank for the finest custom trolling rods. Designed especially for East Coast, Gulf Coast, Hawaii and Australia. Designed for standard AFTCO Uni-butt ferrules. Up to 6" of the blank butt may be trimmed off without affecting the butt diameter. The blanks are smoothly polished and finished with several coats of white or black epoxy paint for an impeccable finish.

IGFA TROLLING ROD BLANKS - Specify (B) Black or (W) White. Please specify when ordering.

NO.	LNGTH.	LINE	LURE	TIP	BUTT
I.G.F.A. TROLLING					
IGFA12	5'8"	12	-	11	0.745
IGFA16	5'8"	16	-	12	0.745
IGFA20-B	5'8"	20	-	13	0.745
IGFA20-W	5'8"	20	-	13	0.745
IGFA30-B	5'8"	30	-	16	0.745
IGFA30-W	5'8"	30	-	16	0.745
IGFA30H	5'8"	30	-	16	0.745
IGFA50-B	5'8"	50	-	17	0.870
IGFA50-W	5'8"	50	-	17	0.870
IGFA50H	5'8"	50	-	17	0.870
IGFA80-B	5'9"	80	-	23	0.995
IGFA80-W	5'9"	80	-	23	0.995
IGFA80H	5'9"	80	-	23	0.995
IGFA130-B	5'10"	130	-	29	1.180
IGFA130-W	5'10"	130	-	29	1.180
IGFA180H	6'6"	UNLMT	-	23	1.315

FIBERGLASS "E" GLASS/BORON FRESHWATER LIGHT SALTWATER ROD BLANKS

A versatile line of freshwater and light saltwater blanks. These blanks feature special thin-wall designs and a high density lamination process that reduces weight and increases performance. Two-piece models feature our TRANSFLEX™ ferrule, that produces smooth power-transition between the tip and butt sections of the blank. This gives our two-piece blanks the strength and feel of a one piece rod.

FIBERGLASS FRESHWATER LIGHT/ SALTWATER BLANKS

Color: Black. Blanks are one piece, unless specified.

NO.	LNGTH.	LINE	LURE	TIP	BUTT
FRESHWATER SPINNING					
SP5011	5'	2-4	1/16 - 1/4	5 1/2	0.370
SP5501	5'6"	1-4	1/32 - 3/16	4 1/2	0.465
SP6011	6'	2-6	1/16 - 1/4	5 1/2	0.420
SP6521	6'6"	2-8	1/8 - 3/8	5 1/2	0.610
SP7021	7'	2-8	1/8 - 3/8	6	0.430
SP7031	7'	4-10	1/4 - 5/8	5 1/2	0.680
SP7041	7'	6-12	1/4 - 5/8	5	0.685
SP7531	7'6"	4-10	1/4 - 1/2	5 1/2	0.725
2-PIECE FRESHWATER SPINNING					
SP551	5'6"	2-6	1/8 - 5/16	5	0.500
SP601	6'	2-6	1/8 - 5/16	5 1/2	0.540
SP602	6'	2-8	1/8 - 3/8	5	0.490
SP603	6'	4-10	1/4 - 1/2	5	0.550
SP604	6'	6-12	1/4 - 5/8	5	0.640
SP652	6'	2-8	1/8 - 3/8	5	0.535
SP653	6'6"	4-10	1/4 - 1/2	5	0.590
SP654	6'6"	6-12	1/4 - 5/8	5 1/2	0.635
SP700	7'	1-4	1/32 - 3/16	4 1/2	0.465
SP703	7'	4-10	1/4 - 1/2	5	0.640
SP704	7'	6-12	1/4 - 5/8	5 1/2	0.660
SP753	7'6"	4-10	1/4 - 1/2	6	0.665
SP754	7'6"	6-12	1/4 - 5/8	5 1/2	0.790





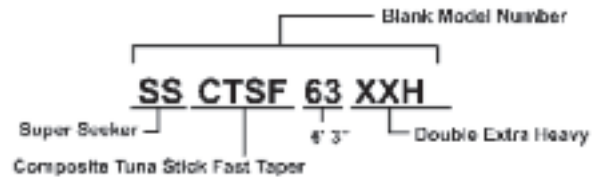
<u>NO.</u>	<u>LNTH.</u>	<u>LINE</u>	<u>LURE</u>	<u>TIP</u>	<u>BUTT</u>
BASS SPINNING					
BS701	7'	4-8	1/16 - 5/16	4 1/2	0.630
BS705	7'	8-17	3/8 - 3/4	5	0.765
BS706	7'	8-20	1/2 - 1	6	0.775
BS756	7'6"	8-20	1/2 - 1	4 1/2	0.845
BASS CASTING					
BC604	6'	6-15	3/8 - 1/2	5	0.660
BC705	7'	8-20	1/4 - 3/4	5	0.785
BC706	7'	10-20	3/8 - 1	5 1/2	0.785
"S" GLASS BASS					
BS706S	7'	10-20	-	5.5	0.785
BC706S	7'	12-25	-	6	0.795
BS756S	7'6"	10-20	-	5.5	0.900
MUSKY					
MU606	6'	12-30	1-3	11	0.810
POPPING					
P702	7'	6-12	1/4 - 1/2	5	0.685
P704	7'	8-15	1/4 - 3/4	5 1/2	0.685
P706	7'	10-20	1/2 - 1	6	0.775
P708	7'	12-25	1-3	8	0.825
STEELHEAD, SALMON MOOCHING & DOWNRIGGER - ALL 2 PIECE BLANKS					
SH792	7'9"	6-15	1/4 - 5/8	5	0.720
SH804	8'	8-20	3/8 - 1	5	0.810
SH832	8'3"	6-15	1/4 - 5/8	4 1/2	0.775
SH851	8'6"	6-12	1/8 - 1/2	4 1/2	0.705
SH854	8'6"	8-20	3/8 - 1	5	0.865
SH904	9'	8-20	3/8 - 1	5	0.910
SH1004	10'	8-20	3/8 - 1	5	1.000
SH1056	10'6"	10-20	3/8 - 1 1/2	7	0.850
SALMON MOOCHING - ALL 2 PIECE BLANKS					
SA853F	8'6"	10-25	5/8 - 1 1/2	5 1/2	0.940
CSA896	8'9"	15-30	1 1/2 - 3	8	0.930
DOWNRIGGER - ALL 2 PIECE BLANKS					
DR822	8'2"	6-15	3/4 - 1	5	0.795
CLASSIC SERIES "E" GLASS/BORON SALTWATER ROD BLANKS - SALTWATER / FRESHWATER SPINNING					
110	6'	2-6	-	4 1/2	0.400
120-512	5'6"	2-8	-	5	0.560
120-6	6'	2-8	-	5	0.560
130-612	6'6"	4-10	-	5 1/2	0.665
130-7	7'	4-10	-	5 1/2	0.735
147	7'	6-12	-	6 1/2	0.830
FAST ACTION LIVE BAIT					
140	6'5"	6-12	-	6 1/2	0.800
1956	6'	8-20	-	6	0.710
195H-6	6'	10-25	-	7	0.710
196-6	6'	10-25	-	6 1/2	0.790
196L-7	7'	8-20	-	6 1/2	0.875
196-7	7'	10-25	-	6 1/2	0.875
196L-8	8'	8-20	-	6	0.950
196-8	8'	10-25	-	6 1/2	0.950
196H-8	8'	12-30	-	8	0.960
210	7'6"	10-30	-	7	0.850
220	8'6"	10-30	-	7	0.915
270-7	7'	12-30	-	8	0.925
270H-7	7'	15-40	-	8	0.925
270-8	8'	12-30	-	7	0.990
270H-8	8'	15-40	-	8	0.995
865	6'6"	15-40	-	8	0.920
865H	6'6"	20-50	-	9	0.975
870	7'	15-40	-	8	0.960
970	7'	15-40	-	7	0.975





Made in The USA

HOW TO READ SEEKER™ BLANK NUMBER SYSTEM



CLASSIC SERIES NUMBER SYSTEM:

On the Classic Series saltwater rod blanks we have adopted the "Original California Tackle" numbering system which has, to some degree, become generic.

BASIC BLANK PREFIX DESIGNATIONS:

FIBERGLASS SALTWATER BLANKS

- LB – Fast Action Live Bait
- PT – Power Taper Live Bait
- JB – Medium/Fast Action Jig and Bait
- JBFB – Fast Taper Jig and Bait
- SS – Super Seeker
- TS – Medium Action Tuna Stick
- TSF – Fast Taper Tuna Stick
- SB – Medium/Slow Action Jig and Bait
- SJ – Medium/Fast Action Surf and Jig
- BW – Extra-Fast Action Breakwater Bass
- PS – Fiberglass Plug and Spinning
- BT – Fiberglass Boat/Trolling
- RC – Medium Action Rock Cod
- R – Regulation Trolling – West Coast Style
- MLB – Marlin Live Bait Casting
- IGFA – International Game Fish Assoc. Chair Trolling
- ULUA – ULUA Casting
- SW – Inshore Saltwater

GRAPHITE COMPOSITE SALTWATER BLANKS

- CLB – Composite Moderate Action Live Bait
- CJBF – Composite Fast Action
- CJB – Composite Moderate Action Jig and Bait
- CLBF – Composite Live Bait Fast Action
- CTS – Composite Moderate Action Tuna Stick
- CTSF – Composite Fast Taper Tuna Stick
- CSB – Composite Medium Action Jig and Bait
- CBC – Composite Bass Casting
- CBS – Composite Bass Spinning
- CSW – Composite Inshore Saltwater

FRESHWATER AND LIGHT SALTWATER

- SP – Fiberglass Fast Action Freshwater Spinning
- BS – Fiberglass Fast Action Bass Spinning
- BC – Fiberglass Fast Action Bass Casting
- BF – Fiberglass Medium Action Bass Flipping
- TC – Fiberglass Trigger Casting and Cranking
- SH – Fiberglass Fast Action Steelhead
- SA – Fiberglass Medium/Fast Action Salmon Mooching
- DR – Fiberglass Medium/Slow Action Down Rigger
- MS – Fiberglass Magnum Taper Fast Action Spinning
- MB – Fiberglass Magnum Taper Fast Action Bait
- MU – Fiberglass Musky
- P – Fiberglass Popping

ROD BLANK SUFFIX DESIGNATIONS:

- F – Very Fast Action
- m – Medium or Moderate Action
- XF – Extra Fast Action
- LG – Extended (Longer Length)

SALTWATER ROD BLANK SUFFIX

- POWER DESIGNATIONS:**
- XL – Extra Light Power
- L – Light Power
- H – Heavy Power
- XH – Extra Heavy Power ~ 30 - 80
- XXH – Double Extra Heavy Power ~ 40 - 100
- XXXH – Triple Extra Heavy Power ~ 50 - 130
- XXXXH – Quad Extra Heavy Power ~ 130 - 150

NO.	LNTH.	LINE	LURE	TIP	BUTT
FAST ACTION LIVE BAIT					
660	6'	20-50	-	9	0.910
665	6'6"	20-50	-	9	0.910
665H	6'6"	30-80	-	10	1.025
665XH	6'6"	40-100	-	11	1.025
670	7'	20-50	-	9	0.970
670-8	8'	20-50	-	9	1.050
670H	7'	30-80	-	10	1.045
670XH	7'	40-100	-	11	0.990
670H-8	8'	30-80	-	10	1.100
FAST TAPER JIG & BAIT					
6460L	6'	20-40	-	8	0.920
6460	6'	20-50	-	9	0.990
6465L	6'6"	20-40	-	8	0.965
6465	6'6"	20-50	-	9	1.035
6465H	6'6"	30-80	-	10	1.065
6470	7'	20-50	-	9	1.080
6480	8'	20-50	-	8	1.085
6490	9'	30-60	-	9	1.300
LONG RANGE STAND UP TUNA					
655	5'6"	20-50	-	9	0.885
655H	5'6"	30-80	-	10	0.900
655XH	5'6"	40-100	-	12	0.990
655XXH	5'6"	50-130	-	14	0.935
660H	6'	30-80	-	10	0.945
660XXH	6'	50-130	-	14	0.990
FAST TAPER STAND UP TUNA					
6455L	5'6"	20-40	-	8	0.900
6455H	5'6"	30-80	-	10	0.950
6455XH	5'6"	40-100	-	12	0.965
6455XXH	5'6"	50-130	-	14	0.990
6460H	5'6"	30-80	-	10	1.015
6460XH	5'6"	40-100	-	12	1.025
6460XXH	5'6"	50-130	-	14	1.050
JIG & SURF					
550	9'	20-80	-	9	0.900
ROCK COD					
775-8	8'	50-100	-	20	0.990
SPECIALTY					
200	7'	10-20	-	7	0.775
330	7'	15-40	-	12	0.830
800	8'	20-60	-	8	1.080

HERCULES BLANKS

Introducing the newest line of blanks from Seeker...The Hercules. This series of "S" Glass Composite blanks combines the construction technology which made Super Seekers the toughest most powerful blanks on the market, with a smaller diameter lightweight blank design, which produces a blank unparalleled in strength, weight, and durability. The Hercules have been designed with input from Billy Vivona, and the blank building expertise of Randy Penny. Together we have built the finest Made-in-the-USA highest quality blanks designed for the needs and wants of today's fishermen. Grey or Red (indicate color when ordering).

Specify color when ordering.

No.	Length	Line Wt.	Action	Tip	Butt
GTS70L	7'	15-30	MED.	7	.660
GTS70M	7'	30-60	MED.	8	.694
GTS70H	7'	40-80	MED.	9	.822
GTS60H	6'	40-80	MED.	8	.750
GTS60XH	6'	50-100	MED.	9	.750
GTS80	8'	15-30	MED.	8	.659
GTS80H	8'	30-60	MED.	9	.686
GTS90	9'	15-30	MED.	8	.698
GTS90H	9'	30-60	MED.	9	.722



Available in 2 colors:

- GY - Grey
- R - Red

Please specify color code when ordering!