



**DESIGN**

At Shikari, blank design is of paramount importance in producing top-quality, high performance blanks. Achieving the the finest blank design, involves many factors. Two of the most important are the blank designer and customer input. We rely heavily on the input from our experienced customers. They are expert anglers from all over the world who bring valuable information on their fisheries and fishing methods. This input allows us to continually fine tune blanks for their specific applications.

**RATING SYSTEM**

The following explanation of our rating system will help you understand how to read the specifications about each rod blank.

**BLANK ACTIONS**

Many rod builders confuse blank action with a rod blanks line or lure rating. At Shikari, we refer to blank action as the way in which a rod blank bends, not the power of the blank. We have described the actions of the blanks as they relate to the overall Shikari Blank product line. Action descriptions often vary between manufacturers. If you have questions concerning actions for a specific fishery or use, please contact us.

**NUMBERING**

Most Shikari blanks are given a power rating relative to other rods within their category. Our power rating numbers will run between "0" for the lightest power and "9" for the heaviest.

Blank numbering example: *Model No. IMB 664*

[I= SHIII Series, MB = Magnum Taper Bass Casting, 66 = 6 foot 6 inches long and 4 = #4 power or 12-20 lb. line in that category]

**TIP, BUTT and FLY LINE SIZES**

Tip sizes are specified in 64th's of an inch. Butt sizes are specified in inches. Fly line sizes are specified as double tapered.

**BLANK MATERIAL PREFIX DESIGNATIONS**

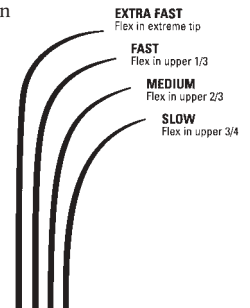
SHX blank model numbers start with an "P"  
SHIII blank model numbers all start with a "I"  
SH II blank model numbers do not have a prefix  
Glass/Graphite composites start with a "C".

**BASIC BLANK PREFIX DESIGNATIONS**

- F - Fly Rod
- S - Freshwater Spinning
- SJ - Spin Jig, Bass
- SB - Bass Spinning
- C - Bass Casting
- MB - Magnum Taper Bass
- FS - Bass Flipping
- MU - Muskie
- L - Light Saltwater
- P - Popping
- ST - Steelhead
- HS - Hot Shot\*
- SA - Salmon Mooching
- BB - Back Bouncing
- N - Noodle SW - Saltwater
- BT - Boat and Trolling
- SU - Surf
- CB - Composite Crank Bait
- WJ - Walleye Jig/Spin
- WCB - Walleye Crank Bait
- WB - Walleye Bottom Bounce
- WR - Walleye Rig
- WT - Walleye Troll

- LB - Live Bait
- JB - Jig & Bait
- TS-Tuna
- JS - Jig and Squid
- SP - Spin and Plug
- IGFA - Big Game Trolling
- SW - Saltwater

\*Hot Shot is a trademark of Luhr-Jenson



**MATERIALS**



**SHX**

Material applications and design technology lay-ups, combined with 57 million modulus high strain graphite fibers allow our performance series blanks to be lightweight with crisp

actions but, at the same time, contain a reserve power which, at your command allows fisherman of all abilities to tame their next trophy catch. SHX blanks feature a non-glare eggshell finish.



**SHIII**

Known in the past as IM-6, we always continue to upgrade and find new ways to make our materials more receptive to creative innovations. With current technologies, 42 million

modulus graphite fibers continue to create a remarkable stiffness to weight ratio for the cost. This is the best performance blank on the market for the money. Fish will always cringe when they know the hunter comes armed with a rod built on a Shikari SHIII blank. These blanks feature a gloss translucent brown finish.



**Walleye Series**

The materials used to create the Walleye Series are the same ones which have given fishers many of their greatest fishing pleasures throughout past years. With SHIII materials

and innovative layup systems, 2001 became the year for the birth of the Walleye Series. The sensitivity, fishability, and durability you have demanded from the current SHIII, Series is now yours to use in the search of those recordbreaking walleye. These blanks feature a new gloss translucent olive finish.



**SHII**

Formerly the material known as Standard is re-introduced to you as SHII. The 33 million modulus high strain graphite fibers continue to offer an affordable yet durable blank with

excellent Performance. This material possesses certain characteristics, which are often lost with higher modulus materials. The durability and reasonable cost of the SHII has made these blanks a popular choice among rod builders throughout the years. These blanks feature a gloss clear finish which shows the natural Charcoal graphite color.



**Glass/Graphite**

A performance blend of lightweight E-Glass and high modulus graphite fibers are combined to produce a durable bass rod series. By utilizing a fiberglass tip and graphite in the

butt of the blank, we've developed a combination that give reaction bait fisherman the subtle tip they require and the power they demand.



**E-Glass Saltwater**

Tough, custom-made E-Glass fabric with a super strong epoxy resin System produce blanks which can take the tremendous loads required in big game fishing. Shikari E-Glass

blanks feature a custom high gloss black finish.



**SHX HIGH MODULUS GRAPHITE**

No.	Length	Pieces	Line	Lure	Action	Tip	Butt
FLY							
SHIPF862	8'6"	2	2	-	FAST	3.5	0.33
SHIPF893	8'9"	2	3	-	FAST	3.5	0.325
SHIPF864	8'6"	2	4	-	FAST	3.5	0.335
SHIPF904	9'	2	4	-	FAST	3.5	0.355
SHIPF865	8'6"	2	5	-	FAST	4	0.335
SHIPF905	9'	2	5	-	FAST	4	0.36
SHIPF906	9'	2	6	-	FAST	4.5	0.365
SHIPF907	9'	2	7	-	FAST	5	0.365
SHIPF908	9'	2	8	-	FAST	5	0.375
SHIPF909X	9'	2	9	-	FAST	5	0.41
SHIPF9010X	9'	2	10	-	FAST	5.5	0.42

Note: X denotes Saltwater Taper/Power

3PC. FLY

SHIPF9053	9'	3	5	-	FAST	4	0.36
SHIPF9083	9'	3	8	-	FAST	5	0.375

SPIN JIG BASS/WALLEYE

SHIPSJ600	6'	1	4-8	1/32 - 1/4	X-FAST	4.5	0.405
SHIPSJ601	6'	1	6-10	1/16 - 5/16	FAST	4.5	0.41
SHIPSJ661	6'6"	1	6-10	1/16 - 5/16	FAST	4.5	0.425
SHIPSJ602	6'	1	6-12	1/8 - 3/8	FAST	5	0.41
SHIPSJ662	6'6"	1	6-12	1/8 - 3/8	FAST	5	0.425
SHIPSJ702	7'	1	6-12	1/8 - 3/8	FAST	5	0.435
SHIPSJ663	6'6"	1	8-15	3/16 - 5/8	FAST	5.5	0.43

BASS SPINNING

SHIPSB662	6'6"	1	8-15	1/4 - 5/8	FAST	5	0.54
SHIPSB702	7'	1	8-15	1/4 - 3/8	FAST	5	
SHIPSB663	6'6"	1	10-17	1/4 - 3/4	FAST	5.5	0.545
SHIPSB703	7'	1	10-17	1/4 - 3/4	FAST	5.5	0.58
SHIPSB704	7'	1	12-20	5/16 - 1	FAST	5.5	0.595

BASS CASTING

SHIPC602	6'	1	8-15	1/4 - 5/8	X-FAST	5	0.405
SHIPC603	6'	1	10-17	1/4 - 3/4	X-FAST	5	0.415

MAGNUM TAPER BASS CASTING/CRANK BAIT

SHIPMB663	6'6"	1	10-17	1/4 - 3/4	FAST	5.5	0.54
SHIPMB703	7'	1	10-17	1/4 - 3/4	FAST	5	0.585
SHIPMB664	6'6"	1	12-20	1/4 - 1	FAST	5.5	0.545
SHIPMB704	7'	1	12-20	1/4 - 1	FAST	6	0.595

MAGNUM TAPER BASS FLIPPING/WORM

SHIPFS664	6'6"	1	12-20	1/4 - 1	MED-FAST	5.5	0.55
-----------	------	---	-------	---------	----------	-----	------

BASS FLIPPING

SHIPFS764X	7'6"	1+X	12-25	1/4 - 1	MED	6	0.655
------------	------	-----	-------	---------	-----	---	-------

Note: X denotes Telescoping Handle

POPPING

SHIPP7000	7'	1	6-12	1/4 - 1/2	X-FAST	4.5	0.47
SHIPP702	7'	1	6-12	1/4 - 1/2	FAST	4.5	0.395
SHIPP703	7'	1	6-12	1/4 - 1/2	FAST	4.5	0.49
SHIPP703.5	7'	1	10-20	3/8 - 1	X-FAST	5	0.49
SHIPP704	7'	1	8-17	3/8 - 3/4	MED-FAST	5	0.485
SHIPP804	8'	1	8-17	3/8 - 3/4	MED-FAST	5	0.53

HOT SHOT

SHIPHS7600L	7'6"	1	6-12	1/4 - 1/2	X-FAST	4.5	0.5
SHIPHS7900	7'9"	1	8-15	5/16 - 5/8	X-FAST	4.5	0.51

**Check  
out  
our  
Painted  
Fuji  
Reel  
Seats**





**SH III GRAPHITE**

No.	Length	Pieces	Line	Lure	Action	Tip	Butt
FLY							
SHIIF662	6'6"	2	2	-	MED-FAST	4.5	0.265
SHIIF703	7'	2	3	-	MED-FAST	4.5	0.27
SHIIF793	7'9"	2	3	-	FAST	4.5	0.315
SHIIF903	9'	2	3	-	MED-FAST	4.5	0.345
SHIIF704	7'	2	4	-	MED-FAST	4.5	0.265
SHIIF764	7'6"	2	4	-	FAST	4.5	0.275
SHIIF804	8'	2	4	-	FAST	4.5	0.315
SHIIF864	8'6"	2	4	-	MED-FAST	4.5	0.34
SHIIF904	9'	2	4	-	MED-FAST	4.5	0.36
SHIIF765	7'6"	2	5	-	FAST	4.5	0.32
SHIIF805	8'	2	5	-	FAST	4.5	0.345
SHIIF865	8'6"	2	5	-	MED-FAST	4.5	0.355
SHIIF905	9'	2	5	-	MED-FAST	4.5	0.375
SHIIF1005	10'	2	5	-	MED-FAST	4.5	0.38
SHIIF806	8'	2	6	-	MED-FAST	4.5	0.295
SHIIF866	8'6"	2	6	-	MED-FAST	4.5	0.365
SHIIF906	9'	2	6	-	MED-FAST	4.5	0.38
SHIIF966	9'6"	2	6	-	MED-FAST	4.5	0.395
SHIIF907	9'	2	7	-	MED-FAST	5	0.39
SHIIF1007	10'	2	7	-	MED-FAST	5	0.43
SHIIF908	9'	2	8	-	MED-FAST	5	0.41
SHIIF968	9'6"	2	8	-	MED-FAST	5	0.395
SHIIF1008	10'	2	8	-	MED-FAST	5	0.445
SHIIF909	9'	2	9	-	MED-FAST	5	0.415
SHIIF9010	9'	2	10	-	MED-FAST	5.5	0.49
SHIIF9011	9'	2	11-12	-	MED-FAST	6	0.495
SHIIF9012	9'	2	12-13	-	MED-FAST	6	0.51
SHIIF861415	8'6"	2	14-15	-	MED-FAST	6.5	0.645

**FRESHWATER SPINNING**

SHIIS5001	5'	1	1-4	1/32 - 3/16	MED-FAST	4.5	0.245
SHIIS5601	5'6"	1	2-4	1/32 - 1/4	FAST	4.5	0.315
SHIIS601	6'	2	2-6	1/16 - 1/4	FAST	4.5	0.285
SHIIS701	7'	2	2-6	1/16 - 1/4	FAST	4.5	0.335
SHIIS662	6'6"	2	4-8	1/8 - 3/8	FAST	4.5	0.325
SHIIS702	7'	2	4-8	1/8 - 3/8	FAST	4.5	0.35
SHIIS703	7'	2	4-10	1/4 - 1/2	FAST	5	0.39
SHIIS664	6'6"	2	6-12	1/4 - 5/8	FAST	5	0.48
SHIIS666	6'6"	2	8-15	1/4 - 3/4	X-FAST	5	0.515

**SPIN JIG BASS/WALLEYE**

SHIISJ5300	5'3"	1	2-6	1/64 - 1/8	X-FAST	4.5	0.36
SHIISJ590	5'9"	1	4-8	1/32 - 1/4	X-FAST	4.5	0.41
SHIISJ600	6'	1	4-8	1/32 - 1/4	X-FAST	4.5	0.415
SHIISJ601	6'	1	6-10	1/16 - 5/16	FAST	4.5	0.42
SHIISJ661	6'6"	1	6-10	1/16 - 5/16	FAST	4.5	0.425
SHIISJ602	6'	1	6-12	1/8 - 3/8	FAST	5	0.43
SHIISJ662	6'6"	1	6-12	1/8 - 3/8	FAST	5	0.44
SHIISJ702	7'	1	6-12	1/8 - 3/8	FAST	5	0.45
SHIISJ663	6'6"	1	8-15	3/16 - 5/8	FAST	5.5	0.465
SHIISJ703	7'	1	8-15	3/16 - 5/8	FAST	5.5	0.475

**BASS SPINNING**

SHIISB601	6'	1	6-12	1/8 - 3/8	X-FAST	4.5	0.485
SHIISB661	6'6"	1	6-12	1/8 - 3/8	X-FAST	4.5	0.505
SHIISB602	6'	1	8-15	1/4 - 5/8	FAST	5	0.495
SHIISB662	6'6"	1	8-15	1/4 - 5/8	FAST	5	0.54
SHIISB702	7'	1	8-15	1/4 - 5/8	FAST	5	0.55
SHIISB603	6'	1	10-17	1/4 - 3/4	FAST	5.5	0.505
SHIISB663	6'6"	1	10-17	1/4 - 3/4	FAST	5.5	0.57
SHIISB703	7'	1	10-17	1/4 - 3/4	FAST	5.5	0.58
SHIISB704	7'	1	10-17	5/16 - 1	FAST	5.5	0.6

**Check  
out  
our  
Aluminum  
Winding  
Checks**





**SH III**

No.	Length	Pieces	Line	Lure	Action	Tip	Butt
<b>BASS CASTING</b>							
SHIIC601	6'	1	6-12	3/16 - 1/2	X-FAST	4.5	0.44
SHIIC602	6'	1	8-15	-	FAST	5	0.45
SHIIC603	6'	1	10-17	-	FAST	5.5	0.455
SHIIC604	6'	1	12-20	1/4 - 1	FAST	5.5	0.455

**MAGNUM TAPER BASS CASTING & PITCHIN**

SHIIMB662	6'6"	1	8-15	1/4 - 5/8	FAST	5	0.5
SHIIMB702	7'	1	8-15	1/4 - 5/8	FAST	5	0.525
SHIIMB663	6'6"	1	10-17	1/4 - 3/4	FAST	5.5	0.55
SHIIMB703	7'	1	10-17	1/4 - 3/4	FAST	5	0.585
SHIIMB803	8'	1	10-17	1/4 - 3/4	FAST	5	0.6
SHIIMB664	6'6"	1	12-20	1/4 - 1	FAST	5.5	0.55
SHIIMB704	7'	1	12-20	1/4 - 1	FAST	6	0.6
SHIIMB704F	7'	1	12-20	1/4 - 1	X-FAST	6	0.6
SHIIMB794F	7'9"	1	12-20	1/4 - 1	X-FAST	6	0.615
SHIIMB804	8'	1	12-20	1/4 - 1	FAST	6	0.625
SHIIMB665	6'6"	1	12-25	3/8 - 1 1/4	FAST	5.5	0.565
SHIIMB705	7'	1	12-25	3/8 - 1 1/4	FAST	6	0.615
SHIIMB805	8'	1	12-25	3/8 - 1 1/4	FAST	6	0.635
SHIIMB692X	6'9"	1+X	8-15	1/4 - 5/8	FAST	5	0.61
SHIIMB693X	6'9"	1+X	10-17	1/4 - 3/4	FAST	5	0.62
SHIIMB762X	7'6"	1+X	10-20	1/4 - 3/4	X-FAST	5	0.655

**BASS FLIPPING**

SHIIFS764X	7'6"	1+X	12-25	1/4 - 1	MED	6	0.64
SHIIFS804	8'	1	12-25	1/4 - 1	MED	6	0.67
SHIIFS804X	8'	1+X	12-25	1/4 - 1	MED	6	0.68
SHIIFS766X	7'6"	1+X	15-30	3/8 - 1 1/2	MED-FAST	6.5	0.65

**POPPING**

SHIIP7000	7'	1	6-12	1/4 - 1/2	X-FAST	4	0.475
SHIIP702	7'	1	6-12	1/4 - 1/2	FAST	4.5	0.415
SHIIP7022	7'	2	6-12	1/4 - 1/2	FAST	4.5	0.415
SHIIP762	7'6"	1	6-12	1/4 - 1/2	FAST	4.5	0.435
SHIIP7035	7'	1	10-20	3/8 - 1	X-FAST	5	0.51
SHIIP704	7'	1	8-17	3/8 - 3/4	MED-FAST	5	0.525
SHIIP7042	7'	2	8-17	3/8 - 3/4	MED-FAST	5	0.535
SHIIP804	8'	1	8-17	3/8 - 3/4	MED-FAST	5	0.625

**HOT SHOT STEELHEAD/SALMON MOOCHING**

SHIHS7900	7'9"	1	8-15	5/16 - 5/8	X-FAST	4.5	0.545
SHIHS831	8'3"	1	10-20	3/8 - 4	X-FAST	5	0.615
SHIHS832	8'3"	1	12-25	1/2 - 5	X-FAST	5.5	0.62

**STEELHEAD**

SHIIST961	9'6"	2	4-8	1/6 - 3/8	SLOW	4.5	0.415
SHIIST862	8'6"	2	6-10	-	MED-FAST	5	0.4
SHIIST902	9'	2	6-10	1/4 - 1/2	MED	5	0.41
SHIIST864	8'6"	2	8-12	3/8 - 3/4	FAST	5	0.495
SHIIST904	9'	2	8-12	3/8 - 3/4	FAST	5	0.51
SHIIST1004	10'	2	8-12	3/8 - 3/4	FAST	5	0.525
SHIIST865	8'6"	2	8-17	3/8 - 1	FAST	5	0.485
SHIIST905	9'	2	8-17	3/8 - 1	FAST	5	0.515

**SH II**

No.	Length	Pieces	Line	Lure	Action	Tip	Butt
<b>FLY</b>							
SHIF703	7'	2	3	-	MED	4.0	0.260
SHIF764	7'6"	2	4	-	MED	4.5	0.310
SHIF804	8'	2	4	-	MED	4.5	0.320


**Check**

**out**

**the**

**Arcane**

**products**





**SH II (continued)**

No.	Length	Pieces	Line	Lure	Action	Tip	Butt
SHIF864	8'6"	2	4	-	MED	4.5	0.340
SHIF805	8'	2	5	-	MED	4.5	0.335
SHIF865	8'6"	2	5	-	MED	4.5	0.355
SHIF905	9'	2	5	-	MED	4.5	0.38
SHIF806	8'	2	6	-	MED	4.5	0.295
SHIF866	8'6"	2	6	-	MED	4.5	0.37
SHIF906	9'	2	6	-	MED	4.5	0.385
SHIF907	9'	2	7	-	MED	5	0.39
SHIF908	9'	2	8	-	MED	5	0.41
SHIF909	9'	2	9	-	MED	5	0.42
SHIF9010	9'	2	10	-	MED	5.5	0.495

**1PC. FRESHWATER SPINNING**

SHIS4601	4'6"	1	1-4	1/32 - 3/16	MED-FAST	4.5	0.25
SHIS5001	5'	1	1-4	1/32 - 3/16	MED-FAST	4.5	0.23
SHIS5601	5'6"	1	2-4	1/32 - 1/4	FAST	4.5	0.315
SHIS5011	5'	1	2-4	1/16 - 1/4	MED-FAST	4.5	0.25
SHIS6011	6'	1	2-4	1/16 - 1/4	MED-FAST	4.5	0.315
SHIS6021	6'	1	2-6	1/16 - 5/16	MED-FAST	5	0.335
SHIS6621	6'6"	1	2-6	1/16 - 5/16	MED-FAST	5	0.355

**2PC. FRESHWATER SPINNING**

SHIS601	6'	2	2-6	1/16 - 1/4	FAST	4.5	0.285
SHIS661	6'6"	2	2-6	1/16 - 1/4	FAST	5	0.305
SHIS701	7'	2	2-6	1/16 - 1/4	FAST	5	0.33
SHIS602	6'	2	4-8	1/8 - 3/8	FAST	4.5	0.305
SHIS662	6'6"	2	4-8	1/8 - 3/8	FAST	4.5	0.325
SHIS702	7'	2	4-8	1/8 - 3/8	FAST	5	0.355
SHIS603	6'	2	4-10	1/4 - 1/2	FAST	5.5	0.325
SHIS663	6'6"	2	4-10	1/4 - 1/2	FAST	5.5	0.37
SHIS703	7'	2	4-10	1/4 - 1/2	FAST	5	0.385
SHIS664	6'6"	2	6-12	1/4 - 5/8	FAST	5	0.48
SHIS666	6'6"	2	8-15	1/4 - 3/4	X-FAST	6	0.515
SHIS706	7'	2	8-15	1/4 - 3/4	X-FAST	5.5	0.53

**SPIN JIG BASS/WALLEYE**

SHISJ5300	5'3"	1	2-6	1/64 - 1/8	X-FAST	4	0.285
SHISJ590	5'9"	1	4-8	1/32 - 1/4	X-FAST	4	0.305
SHISJ600	6'	1	4-8	1/32 - 1/4	X-FAST	4.5	0.415
SHISJ601	6'	1	6-10	1/16 - 5/16	FAST	5	0.435
SHISJ602	6'	1	6-12	1/8 - 3/8	FAST	5	0.44
SHISJ603	6'	1	8-15	3/16 - 5/8	FAST	5.5	0.44
SHISJ663	6'6"	1	8-15	3/16 - 5/8	FAST	5.5	0.48

**BASS SPINNING**

SHISB591	5'9"	1	6-12	1/8 - 3/8	X-FAST	4.5	0.475
SHISB601	6'	1	6-12	1/8 - 3/8	X-FAST	5	0.5
SHISB661	6'6"	1	6-12	1/8 - 3/8	X-FAST	4.5	0.55
SHISB592	5'9"	1	8-15	1/4 - 5/8	FAST	5	0.5
SHISB602	6'	1	8-15	1/4 - 5/8	FAST	5	0.505
SHISB662	6'6"	1	8-15	1/4 - 5/8	FAST	5	0.55
SHISB702	7'	1	8-15	1/4 - 5/8	FAST	5	0.59
SHISB593	5'9"	1	10-17	1/4 - 3/4	FAST	5	0.495
SHISB603	6'	1	10-17	1/4 - 3/4	FAST	5.5	0.515
SHISB663	6'6"	1	10-17	1/4 - 3/4	FAST	5.5	0.555
SHISB703	7'	1	10-17	1/4 - 3/4	FAST	5.5	0.59
SHISB604	6'	1	12-20	5/16 - 1	FAST	5.5	0.51
SHISB664	6'6"	1	12-20	5/16 - 1	FAST	5.5	0.565
SHISB704	7'	1	12-20	5/16 - 1	FAST	5.5	0.595



**Check**

**out**

**the**

**Andrew's**

**Products**







**SH II (continued)**

No.	Length	Pieces	Line	Lure	Action	Tip	Butt
<b>BASS CASTING</b>							
SHIC561	5'6"	1	6-12	3/16 - 1/2	X-FAST	5	0.42
SHIC601	6'	1	6-12	3/16 - 1/2	X-FAST	4.5	0.455
SHIC562	5'6"	1	8-15	1/4 - 5/8	X-FAST	4.5	0.43
SHIC602	6'	1	8-15	1/4 - 5/8	X-FAST	5	0.46
SHIC563	5'6"	1	10-17	1/4 - 3/4	X-FAST	5	0.435
SHIC603	6'	1	10-17	1/4 - 3/4	X-FAST	5	0.46
SHIC564	5'6"	1	12-20	1/4 - 1	FAST	5.5	0.48
SHIC604	6'	1	12-20	1/4 - 1	FAST	5.5	0.525
SHIC605	6'	1	12-25	3/8 - 1 1/4	FAST	5.5	0.525
<b>MAGNUM TAPER BASS CASTING/CRANK BAIT</b>							
SHIMB662	6'6"	1	8-15	1/4 - 5/8	FAST	5	0.52
SHIMB702	7'	1	8-15	1/4 - 5/8	FAST	4.5	0.54
SHIMB603	6'	1	10-17	1/4 - 3/4	FAST	5.5	0.54
SHIMB663	6'6"	1	10-17	1/4 - 3/4	FAST	6	0.57
SHIMB703	7'	1	10-17	1/4 - 3/4	FAST	5.5	0.595
SHIMB803	8'	1	10-17	1/4 - 3/4	FAST	6	0.675
SHIMB664	6'6"	1	12-20	1/4 - 1	FAST	6	0.56
SHIMB704	7'	1	12-20	1/4 - 1	FAST	6.5	0.615
SHIMB704F	7'	1	12-20	1/4 - 1	FAST	6.5	0.615
SHIMB794F	7'9"	1	12-20	1/4 - 1	FAST	6	0.675
SHIMB804	8'	1	12-20	1/4 - 1	FAST	6.5	0.7
SHIMB665	6'6"	1	12-25	3/8 - 1 1/4	FAST	5.5	0.58
SHIMB705	7'	1	12-25	3/8 - 1 1/4	FAST	6.5	0.6
SHIMB805	8'	1	12-25	3/8 - 1 1/4	FAST	6.5	0.68
SHIMB706	7'	1	15-30	3/8 - 2	MED-FAST	6.5	0.61
<b>MAGNUM TAPER BASS CASTING &amp; PITCHIN</b>							
SHIMB693	6'9"	1	10-17	1/4 - 3/4	FAST	5.5	0.58
SHIMB694	6'9"	1	12-20	1/4 - 1	FAST	6.5	0.595
SHIMB692X	6'9"	1+X	8-15	1/4 - 5/8	FAST	5	0.655
SHIMB702X	7'	1+X	8-15	1/4 - 5/8	FAST	5	0.655
SHIMB693X	6'9"	1+X	10-17	1/4 - 3/4	FAST	5	0.6
SHIMB703X	7'	1+X	10-17	1/4 - 1	FAST	5	0.665
<b>MAGNUM TAPER FAST TIP BASS CASTING</b>							
SHIMB791	7'9"	1	10-17	1/4 - 1/2	X-FAST	5.5	0.555
SHIMB761X	7'6"	1+X	10-17	1/4 - 1/2	X-FAST	4.5	0.57
SHIMB762X	7'6"	1+X	10-20	1/4 - 3/4	X-FAST	5	0.665
SHIMB764X	7'6"	1+X	12-20	1/4 - 1	X-FAST	5.5	0.675
<b>MAGNUM TAPER BASS FLIPPING/WORM</b>							
SHIFS663	6'6"	1	10-17	1/4 - 3/4	MED-FAST	5.5	0.565
SHIFS664	6'6"	1	12-20	1/4 - 1	MED-FAST	5.5	0.57
<b>BASS FLIPPING</b>							
SHIFS764	7'6"	1	12-25	1/4 - 1	MED	6.5	0.59
SHIFS804	8'	1	12-25	1/4 - 1	MED	6.5	0.6
SHIFS766	7'6"	1	15-30	3/8 - 1 1/2	MED-FAST	7.5	0.615
SHIFS806	8'	1	15-30	3/8 - 1 1/2	MED-FAST	7.5	0.65
SHIFS764X	7'6"	1+X	12-25	1/4 - 1	MED	6.5	0.65
SHIFS804X	8'	1+X	12-25	1/4 - 1	MED	6.5	0.675
SHIFS766X	7'6"	1+X	15-30	3/8 - 1 1/2	MED-FAST	7.5	0.705
<b>MUSKIE</b>							
SHIMU703	7'	1	12-25	1/2 - 2	FAST	6.5	0.61
SHIMU704	7'	1	12-30	3/4 - 2 1/2	MED-FAST	7	0.62
SHIMU666	6'6"	1	15-40	1 - 3	MED-FAST	7.5	0.575
SHIMU738	7'3"	1	15-40	1 - 6	MED-FAST	9	0.67
SHIMU599	5'9"	1	15-40	2 - 6	MED	10.5	0.57



*Check  
out  
the  
Emperor's  
Choice  
handles.*






**SH II (continued)**

No.	Length	Pieces	Line	Lure	Action	Tip	Butt
<b>LIGHT SALTWATER SPINNING/LIVE BAIT</b>							
SHIL702	7'	1	8-17	1/2 - 1 1/2	MED	6	0.575
SHIL704	7'	1	10-20	3/8 - 2 1/4	MED	7	0.605
SHIL764	7'6"	1	10-20	3/8 - 2 1/4	MED	6	0.625
SHIL705	7'	1	12-25	1 - 2 1/2	MED	6.5	0.75
SHIL765	7'6"	1	12-25	1 - 2 1/2	MED	7	0.77
SHIL805	8'	1	12-25	1 - 2 1/2	MED	7	0.805
SHILB862	8'6"	2	12-25	3/4 - 2 1/2	FAST	6	0.625
SHILB902	9'	2	15-30	1 - 4	FAST	6.5	0.64
<b>POPPING</b>							
SHIP7000	7'	1	6-12	1/4 - 1/2	X-FAST	4	0.475
SHIP701	7'	1	4-10	3/16 - 3/8	X-FAST	4.5	0.405
SHIP702	7'	1	6-12	1/4 - 1/2	FAST	4.5	0.415
SHIP7022	7'	2	6-12	1/4 - 1/2	FAST	4.5	0.415
SHIP762	7'6"	1	6-12	1/4 - 1/2	FAST	4.5	0.435
SHIP703	7'	1	8-15	1/4 - 5/8	MED-FAST	4.5	0.495
SHIP803	8'	1	8-15	1/4 - 5/8	MED-FAST	4.5	0.56
SHIP7035F	7'	1	10-20	3/8 - 1	X-FAST	5	0.51
SHIP704	7'	1	8-17	3/8 - 3/4	MED-FAST	5	0.525
SHIP7042	7'	2	8-17	3/8 - 3/4	MED-FAST	5	0.535
SHIP764	7'6"	1	8-17	3/8 - 3/4	MED-FAST	5	0.55
SHIP7642	7'6"	2	8-17	3/8 - 3/4	MED-FAST	5	0.565
SHIP804	8'	1	8-17	3/8 - 3/4	MED-FAST	5	0.57
SHIP705	7'	1	10-20	3/8 - 1	MED-FAST	5	0.55
<b>STEELHEAD</b>							
SHIST961	9'6"	2	4-8	1/8 - 3/8	SLOW	4.5	0.415
SHIST862	8'6"	2	6-10	1/4 - 1/2	MED-FAST	5	0.39
SHIST902	9'	2	6-10	1/4 - 1/2	MED-FAST	5	0.41
SHIST1062	10'6"	2	6-10	1/4 - 1/2	SLOW	5	0.44
SHIST833	8'3"	2	6-12	1/4 - 3/4	FAST	5	0.475
SHIST804	8'	2	8-12	3/8 - 3/4	FAST	5	0.475
SHIST864	8'6"	2	8-12	3/8 - 3/4	FAST	5	0.495
SHIST904	9'	2	8-12	3/8 - 3/4	FAST	5	0.505
SHIST1004	10'	2	8-12	3/8 - 3/4	MED-FAST	5	0.555
SHIST865	8'6"	2	8-17	3/8 - 1	FAST	5	0.485
SHIST905	9'	2	8-17	3/8 - 1	FAST	5	0.5
SHIST906	9'	2	10-20	3/8 - 1 1/2	MED-FAST	5.5	0.54
<b>HOT SHOT</b>							
SHIHS7900	7'9"	1	8-15	5/16 - 5/8	X-FAST	4.5	0.525
SHIHS831	8'3"	1	10-20	3/8 - 4	X-FAST	4.5	0.61
SHIHS832	8'3"	1	12-25	1/2 - 5	X-FAST	5	0.62
<b>SALMON MOOCHING</b>							
SHISA904	9'	2	10-30	1/2 - 6	FAST	6	0.6
SHISA1065	10'6"	2	10-40	2-8	MED	5.5	0.65
SHISA1066	10'6"	2	15-40	2-12	MED	6	0.65
<b>BACK BOUNCING</b>							
SHIBB764	7'6"	1	12-25	1-6	FAST	6	0.6
SHIBB804	8'	1	12-25	1-6	FAST	6	0.64
SHIBB765	7'6"	1	15-30	2-8	FAST	6.5	0.62
SHIBB805	8'	1	15-30	2-8	FAST	6.5	0.66
SHIBB806	8'	1	25-45	3-10	MED-FAST	6.5	0.665
<b>NOODLE</b>							
SHIN1162	11'6"	2	2-6	1/16 - 3/8	SLOW	4.5	0.375

**Check  
out  
our  
Balancer  
Butts**





**SH II (continued)**

No.	Length	Pieces	Line	Lure	Action	Tip	Butt
<b>SALTWATER</b>							
SHISW705	7'	1	8-15	3/8 - 3/4	FAST	5.5	0.615
SHISW706	7'	1	10-17	1/2 - 1	FAST	6	0.615
SHISW866	8'6"	1	10-17	3/4 - 1 1/2	MED	6.5	0.725
SHISW966	9'6"	1	10-17	1/2 - 1	MED	6	0.75
SHISW708	7'	1	12-20	3/4 - 1 1/2	MED-FAST	6.5	0.645
SHISW808M	8'	1	12-25	5/8 - 1 1/2	MED-FAST	6.5	0.7
SHISW868	8'6"	1	12-25	3/4 - 2	MED-FAST	7	0.745
SHISW908	9'	1	12-25	3/4 - 2 1/2	MED-FAST	7	0.72
SHISW1008	10'	1	12-25	3/4 - 3	MED-FAST	7	0.78
SHISW909	9'	1	15-30	1-4	MED-FAST	7.5	0.74
SHISW909H	9'	1	20-40	1-6	MED-FAST	8	0.785
SHISW1009	10'	1	15-30	1-4	MED-FAST	7.5	0.8
SHISW1009H	10'	1	20-40	1-6	MED-FAST	8	0.875
<b>SALTWATER BOAT/TROLLING</b>							
SHIBT7020	7'	1	12-25	1/2 - 3	FAST	6.5	0.69
SHIBT8020	8'	1	12-25	1/2 - 3	FAST	6.5	0.86
SHIBT8025	8'	1	15-30	3/4 - 4	X-FAST	6.5	0.86
SHIBT7030	7'	1	20-40	2-8	FAST	7	0.83
SHIBT8030	8'	1	20-40	2-8	X-FAST	7	0.945
SHIBT7040	7'	1	25-50	3-9	FAST	8	0.84
SHIBT7050	7'	1	30-60	4-10	MED-FAST	9	0.845
SHIBT7950	7'9"	1	30-60	4-10	FAST	9	0.9
<b>SURF</b>							
SHISU14902	14'9"	2	6-12	1/2 - 2 1/2	FAST	4.5	0.87
SHISU15012	15'	2	8-15	3/4 - 3	FAST	5	0.875
SHISU11632	11'6"	2	15-30	3-6	MED-FAST	8	0.81
SHISU11642	11'6"	2	20-30	4-8	MED-FAST	9	0.83
SHISU11052	11'	2	20-40	6-10	MED	8	0.97
<b>GLASS/GRAPHITE COMPOSITE BASS</b>							
<b>BASS</b>							
SHICB602	6'	1	8-15	1/4 - 5/8	FAST	5	0.51
SHICB662	6'6"	1	8-15	1/4 - 5/8	FAST	5	0.55
SHICB702	7'	1	8-15	1/4 - 5/8	FAST	5	0.58
SHICB603	6'	1	10-17	1/4 - 3/4	FAST	5.5	0.515
SHICB663	6'6"	1	10-17	1/4 - 3/4	FAST	5.5	0.54
SHICB703	7'	1	10-17	1/4 - 3/4	FAST	6	0.595
SHICB604	6'	1	12-20	5/16 - 1	FAST	5.5	0.515
SHICB664	6'6"	1	12-20	5/16 - 1	FAST	6	0.55
SHICB704	7'	1	12-20	5/16 - 1	FAST	6.5	0.585
<b>SH III WALLEYE SERIES</b>							
<b>WALLEYE JIG/SPIN</b>							
SHIIWJ631	6'3"	1	6-10	1/16 - 5/16	FAST	4.5	0.425
SHIIWJ632	6'3"	1	6-12	1/8 - 3/8	FAST	5	0.435
<b>WALLEYE CRANK BAIT</b>							
SHIIWCB663	6'6"	1	8-14	1/4 - 5/8	MED	4.5	0.495
SHIIWCB703	7'	1	8-14	1/4 - 5/8	MED	4.5	0.51
<b>WALLEYE BOTTOM BOUNCE</b>							
SHIIWB693	6'9"	1	10-17	1/4 - 3/4	FAST	5	0.51
<b>WALLEYE RIG</b>							
SHIIWR7000	7'	1	6-12	1/4 - 1/2	X-FAST	4.5	0.475
<b>WALLEYE TROLLING</b>							
SHIIWT790	7'9"	1	8-15	1/4 - 5/8	X-FAST	4.5	0.535
SHIIWT791	7'9"	1	10-17	1/4 - 1	X-FAST	5	0.575

*Check  
out  
our  
state  
of  
the  
art  
Bronco®  
Blanks*





**E-GLASS SALTWATER**

No.	Length	Pieces	Line	Lure	Action	Tip	Butt
<b>FAST ACTION LIVE BAIT</b>							
SHILB6012F	6'	1	10-15	-	X-FAST	6.5	0.75
SHILB8612	8'6"	1	10-20	-	MED-FAST	6	0.97
SHILB6015	6'	1	12-20	-	FAST	6.5	0.79
SHILB7015	7'	1	12-20	-	FAST	6.5	0.875
SHILB8015	8'	1	12-20	-	FAST	6.5	0.965
SHILB6020	6'	1	15-25	-	FAST	7	0.82
SHILB7020	7'	1	15-25	-	X-FAST	7	0.93
SHILB8020	8'	1	15-25	-	X-FAST	7	0.98
SHILB7025	7'	1	20-30	-	FAST	8	0.96
SHILB8025	8'	1	20-30	-	X-FAST	8	0.995
SHILB9025M	9'	1	20-30	-	MED	8	0.97
SHILB7930	7'9"	1	20-40	-	FAST	8	0.98
SHILB6640	6'6"	1	25-50	-	FAST	10	1.02
<b>EXTRA FAST TAPER HEAVY LIVE BAIT</b>							
SHILB7030XF	7'	1	20-40	-	X-FAST	7	0.975
<b>JIG &amp; HEAVY BAIT</b>							
SHIJB7020	7'	1	20-30	-	MED-FAST	9	0.915
SHIJB6030	6'	1	30-40	-	MED-FAST	9	0.91
SHIJB6630	6'6"	1	30-40	-	MED-FAST	9	0.95
SHIJB7030	7'	1	30-40	-	MED-FAST	9	0.97
SHIJB7040XF	7'	1	30-60	-	X-FAST	9	1.035
SHIJB6650	6'6"	1	40-60	-	MED-FAST	10	1.025
SHIJB7050	7'	1	40-60	-	MED-FAST	10	1.045
SHIJB8050	8'	1	40-60	-	MED-FAST	9	1.08
<b>FAST TAPER JIG &amp; BAIT</b>							
SHIJB6640F	6'6"	1	30-40	-	FAST	9	1.06
SHIJB7040F	7'	1	30-40	-	FAST	9	1.035
SHIJB6650F	6'6"	1	30-40	-	FAST	9	1.025
SHIJB8050F	8'	1	40-60	-	FAST	10	1.21
<b>LONG RANGE STAND-UP TUNA</b>							
SHITS6040	6'	1	40-60	-	MED-FAST	10	0.99
SHITS6050F	6'	1	40-60	-	FAST	10	0.995
SHITS5650	5'6"	1	50-80	-	MED-FAST	12	0.9
SHITS6060	6'	1	50-80	-	MED-FAST	12	0.99
<b>FAST TAPER STAND-UP TUNA</b>							
SHITS5660F	5'6"	1	50-80	-	FAST	12	0.975
SHITS6060F	6'	1	50-80	-	FAST	12	1.025
SHITS5680F	5'6"	1	60-100	-	FAST	14	0.99
SHITS6080F	6'	1	60-100	-	FAST	14	1.05
<b>JIG &amp; BAIT</b>							
SHIJS8625	8'6"	1	20-30	-	MED-FAST	8	1.16
SHIJS9025	9'	1	20-30	-	FAST	8	1.2
SHIJS9030	9'	1	30-50	-	FAST	8	1.24
SHIBS8025	8'	1	20-30	-	MED	9	0.965
<b>EAST COAST &amp; GULF COAST SPIN &amp; PLUG</b>							
SHISP7315	7'3"	1	10-20	-	SLOW	7	0.7
SHISP7920	7'9"	1	15-30	-	SLOW	7	0.78
SHISP8020	8'	1	15-25	-	MED	6	0.815
SHISP8630	8'6"	1	20-40	-	MED	8	0.985
<b>I.G.F.A. TROLLING</b>							
SHIIGFA20	5'8"	1	20	-	MED	13	0.745
SHIIGFA30	5'8"	1	30	-	MED	16	0.745
SHIIGFA50	5'8"	1	50	-	MED	17	0.87
SHIIGFA80	5'9"	1	80	-	MED	23	0.995
SHIIGFA130	5'10"	1	130	-	MED	29	1.18

**Check  
out  
our  
huge  
selection  
of  
EVA  
Mooseskin®  
Grips.  
Over  
29  
colors.**

**NOTE:  
Some Shikari  
is stocked,  
some is  
special order.**